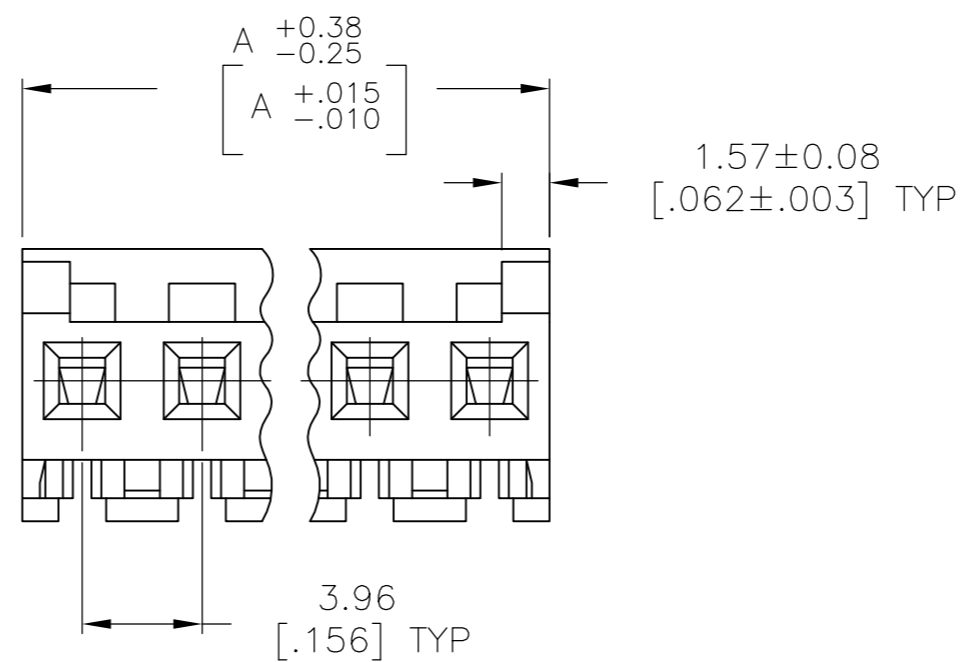
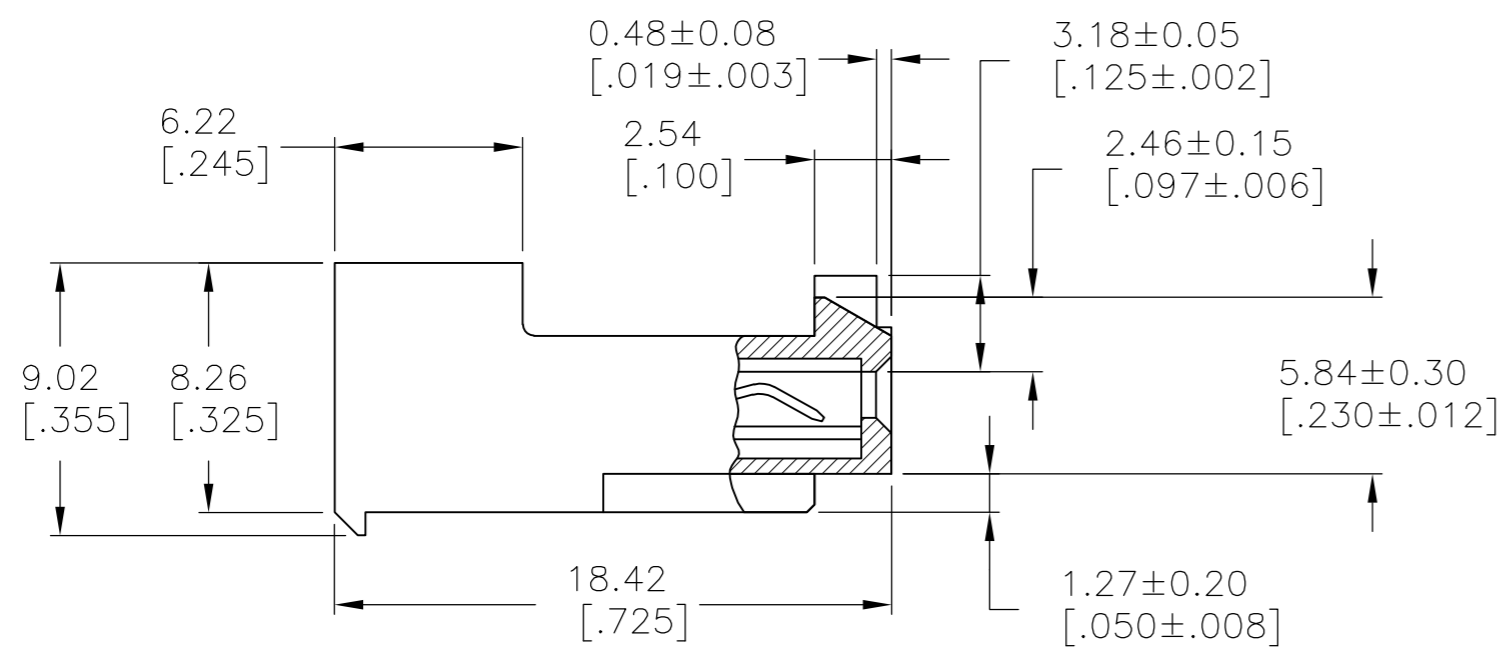
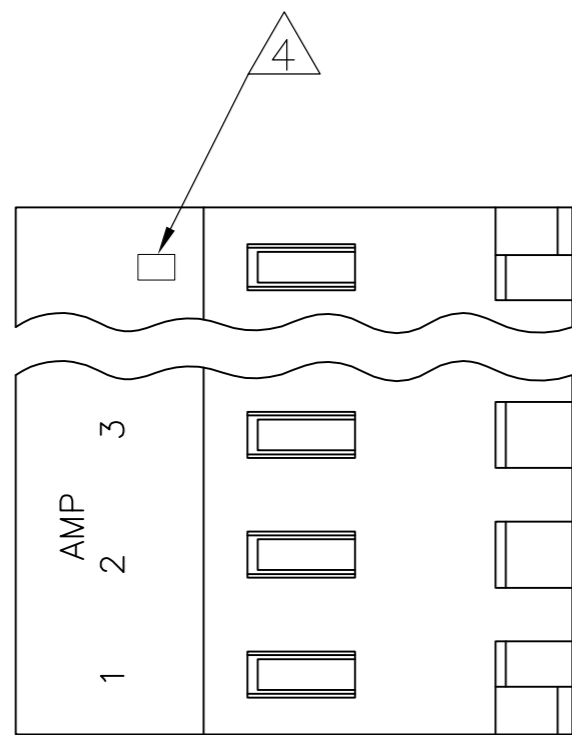


THIS DRAWING IS UNPUBLISHED. RELEASED FOR PUBLICATION
 © COPYRIGHT BY TYCO ELECTRONICS CORPORATION. ALL RIGHTS RESERVED.

LOC	DIST	REVISIONS					
CM	00	P	LTR	DESCRIPTION	DATE	DWN	APVD
		D		ECO-07-012873	15JUN07	KW	DB



55.47 [2.184]	14	4-644662-4
47.55 [1.872]	12	4-644662-2
43.59 [1.716]	11	4-644662-1
39.62 [1.560]	10	4-644662-0
35.66 [1.404]	9	3-644662-9
31.70 [1.248]	8	3-644662-8
27.74 [1.092]	7	3-644662-7
23.77 [.936]	6	3-644662-6
19.81 [.780]	5	3-644662-5
15.85 [.624]	4	3-644662-4
11.89 [.468]	3	3-644662-3
7.92 [.312]	2	3-644662-2
55.47 [2.184]	14	1-644662-4
47.55 [1.872]	12	1-644662-2
43.59 [1.716]	11	1-644662-1
39.62 [1.560]	10	1-644662-0
35.66 [1.404]	9	644662-9
31.70 [1.248]	8	644662-8
27.74 [1.092]	7	644662-7
23.77 [.936]	6	644662-6
19.81 [.780]	5	644662-5
15.85 [.624]	4	644662-4
11.89 [.468]	3	644662-3
7.92 [.312]	2	644662-2
DIM A	NO OF CIRCUITS	PART NO

1 MATERIAL: CONNECTOR - NYLON UL94V-2 (RED).
 CONTACTS - 0.30[.012] THICK COPPER ALLOY
 0.00076 [.000030] GOLD IN CONTACT
 AREA WITH BRIGHT TIN-LEAD FOR
 644662-2 THRU 1-644662-4,
 MATTE WHISKER MITIGATED TIN FOR
 3-644662-2 THRU 4-644662-4
 OVER NICKEL UNDERPLATE.

2. CONTACTS ACCEPT 22 AWG WIRE WITH 2.41[.095] MAX INSULATION DIAMETER.

3. CONTACTS MUST ACCEPT 1.14±0.03[.045±.001] SQUARE POST AND REMAIN LOCKED IN POSITION.

4 IDENTIFICATION NUMBER FOR LAST CIRCUIT MAY NOT APPEAR ON ALL ASSEMBLIES.

5. DIMENSIONS IN BRACKETS ARE IN INCHES.

6. HOUSING FEATURES ARE: CLOSED END WITH LOCKING RAMP AND POLARIZING TAB

METRIC

THIS DRAWING IS A CONTROLLED DOCUMENT.		DWN N. GANNON 03 JUL 91	Tyco Electronics Corporation Harrisburg, Pa 17105-3608	
DIMENSIONS: mm [INCHES]		CHK R. SWING 03 JUL 91	NAME	
TOLERANCES UNLESS OTHERWISE SPECIFIED:		APVD G. MILLER 03 JUL 91	MTA-156 CONNECTOR ASSEMBLY, 22 AWG, STANDARD	
0 PLC ± - 1 PLC ± - 2 PLC ± - 3 PLC ± 0.13 [.005] 4 PLC ± -		PRODUCT SPEC 108-1051	SIZE A2	CAGE CODE 00779
MATERIAL		APPLICATION SPEC 114-1020	DRAWING NO C=644662	RESTRICTED TO
FINISH		WEIGHT -	SCALE 4:1	SHEET 1 OF 1
1		CUSTOMER DRAWING		REV D